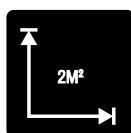
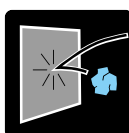


AUTOACRYL WHEEL SPRAY


COVERAGE

QUICK DRYING

VERY HARD SURFACE

UV-PROOF

HARDNESS



MASTON AUTOACRYL is high quality acrylic paint for metal parts, hard plastic parts and rims. Excellent coverage, quick drying time, smooth surface and durable gloss.

Instructions: Polish the surface. Prime metal surfaces with primer and plastic surfaces with plastic primer if necessary. The surface has to be clean, dry and free of any grease, wax or silicone. Shake can for at least 2-3 minutes also occasionally during painting.

Paint a test patch on invisible area first. Start spraying outside the object. Spray at distance of about 25 cm from surface and move the spray slowly on the object. Spray a thin layer first to improve adhesion. Let dry between layers for 3-5 minutes. Thereafter apply 2-3 thin cross layers on the surface and let dry. Repeat if necessary.

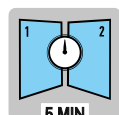

Drying time: Touch-dry 10-20min. Totally dry 24 hours.

Clean the nozzle by turning the can upside down and spray until only propellant comes out


3 MIN SHAKE

25 CM SPRAY DISTANCE

SPRAY PATTERN

CLEAN UP

5 MIN TIME BETWEEN LAYERS

LAYERS

15 MIN TOUCH DRY

24H FINAL DRYING

ACRYL SOLVENT BASED

BINDER: Acryl

DEGREE OF GLOSS (DIN 67530 60 °):

matt 0-25 gloss units
satin 35-50 gloss units
gloss 80-100 gloss units

HEAT RESISTANCE: 120°C




STORAGE STABILITY: 60 months

SIZE: 500ml

SALES QTY:

500ml: 6 pcs

MASTON AutoACRYL Wheel Spray

Art. No.	MASTON AutoACRYL Wheel Spray	Color	Barcode
4309970	Spraypaint AutoACRYL Steel Wheel 500 ml		6412490025090
4309960	Spraypaint AutoACRYL Silver Wheel 500ml		6412490025083
4309950	Spraypaint AutoACRYL Gold Wheel 500ml		6412490025076