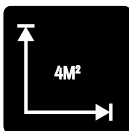




RUST STOP



COVERAGE



DIRECT TO RUST

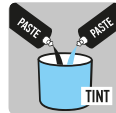


RUST STOP



CLEAN

CLEAN WITH BRUSH



MIX TINT



USE BRUSH

USE BRUSH



WAIT UNTIL BLACK

WAIT UNTIL BLACK



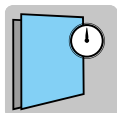
1-3H

TOUCH DRY



ACETONE

CLEAN WITH CLOTH AND SOLVENT



OVERPAINT



CLEAN WITH WATER
SPATULA



2H

SANDABLE

MASTON RUST STOP anti-corrosive agent puts an efficient end to corrosion. For optimum results: Clean the surface to be treated thoroughly from any dirt, oil and loose rust. Mix the agent carefully and apply on rust using a brush. Within moments the treated surface starts turn black. This is a sign that the rust prevention process has begun. Depending on the conditions and surface, corrosion process stops within 1-3 hours after treatment (+20 °C). Polish any unevenness in the surface. Remove the dust and clean the surface with Maston Acetone. Fillers, rust protection primers, ordinary primers or paint can be applied on top of the film. Suitable also on galvanized metal.

BINDER: Alkyd

STORAGE STABILITY: 60 months

SIZE: 200ml

SALES QTY:
200ml: 6 pcs

MASTON Rust Stop

Art. No.	MASTON Rust Stop	Color	Barcode
607600	Rust Stop 200ml	○	6412496076003